



TECHNICAL BULLETIN #543

Product: UScan
Date: 01/18/16
Subject: UScan Software Release 3.0.0
Part Number: 8200037

Wicks and Wilson has issued a new production version of the UScan software, Release 3.0.0. This new version of the software only works with Windows XP Professional 32 bit, Windows 7 Professional, both 32 bit and 64 bit, Windows 8 and Windows 10.

A NEW FEATURES IN THIS RELEASE

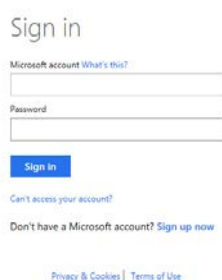
- A.1 The UScan Series software is fully supported for Windows 10. This support is only with releases 3.0.0 and beyond.
- A.2 The UScan Series software is now capable of saving files to a Microsoft One Drive.



Icon appears in Output Panel.



Click the **OneDrive** icon to upload the currently selected image to an **OneDrive** account. To access a Microsoft account, left-click or right-click on the **OneDrive** icon. Microsoft account sign in page is opened in web browser requesting the Microsoft Account username and password.



A.3 Masking has been added to the UScan Series Software.

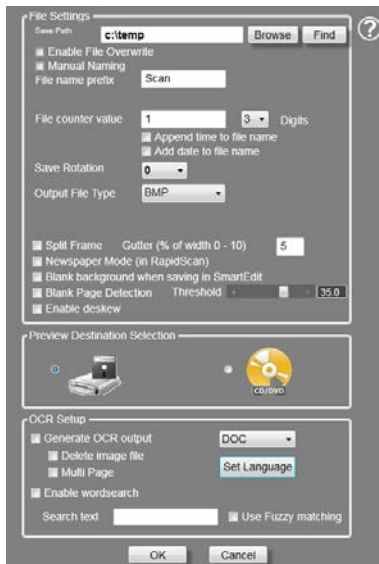


Icon appears in the Frame Panel.



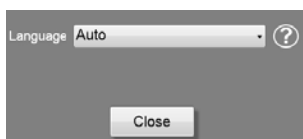
Turn **Masking** on and when you draw a frame, the first frame drawn will be shown in red. If a second frame is drawn, the first frame will turn green and the second will now show as red. Within the whole display on screen, masking allows you to mask out as many frames as you require and save these as individual images from the display on screen. The drawn masked frames can then be added to the Cart Window or Saved off immediately.

A.4 OCR language can now be set within the UScan Series Software.



Within the right click of the save menu, this can be set.

The **Set Language** button allows the OCR language to be set and brings up a list of all the language selections.



- A.5 Russian Language has been added to the list of selectable languages for the UScan Series Software to display.



The UScan Series Software now supports at least 11 languages. When the software is first initialized or if End Session is clicked, the selected language will show to the right of the HELP icon, with its flag depicting the current selection. Click on the flag to change the language selection and when the menu is closed, the currently selected language will then show.

- A.6 Any of the 11 languages can be set as the default language for the UScan Series Software to initialise with, even if this is different to the operating system default language.

Right clicking on the UScan Series Software icon on the PC's desktop, selecting Properties and reading the TARGET string as: -

"C:\Program Files\Wicks and Wilson Ltd\UScanPlus\UScan.exe"


You can manually change the default language of the UScan software by adding the following strings to the TARGET string: -

- German -**german**
- French -**french**
- English -**english**
- Portuguese-Brazil -**portugueseBr**
- Italian -**italian**
- Russian -**russian**
- Hindi -**hindi**
- Chinese simplified -**chinese(simplified)**
- Spanish -**spanish**
- Chinese traditional -**chinese(traditional)**
- Portuguese Portugal -**portuguesePt**
- Korean -**korean**

For example

"C:\Program Files\Wicks and Wilson Ltd\UScanPlus\UScan.exe-german" will always start the UScan software with the German language showing, regardless of the installation of the Windows operating system language.

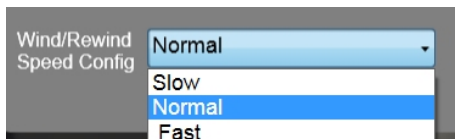
A.7 User Definable Rollfilm Controls



These controls are responsible for the roll film winding and movement. Each icon represents the respective speed and direction (i.e. left or right) of the winding/movement of the roll film.

The speed can also be controlled using the slider to move left or move right.

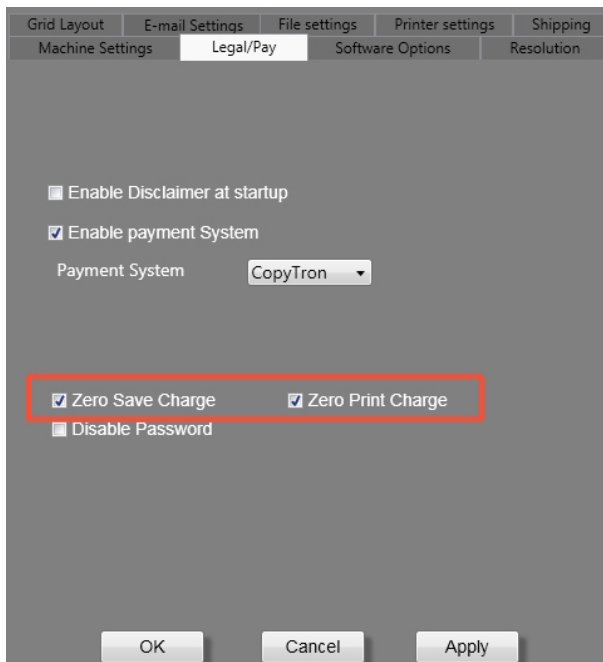
Right click on the first move right icon and the selection of speed then shows.



The selection of **Slow** will allow the slowest speed of 0.5x instead of 1x speed. The selection of **Fast** will allow the speeds to run from 2x speed. The **Normal** speed selection has the following speeds. If the **Roll Film Control** icons are clicked, then the roll film spool motor will turn in the direction selected at 1x speed. If clicked again, the speed will increase to 2x speed. If clicked a third time, 3x speed and so on up to 10x speed.

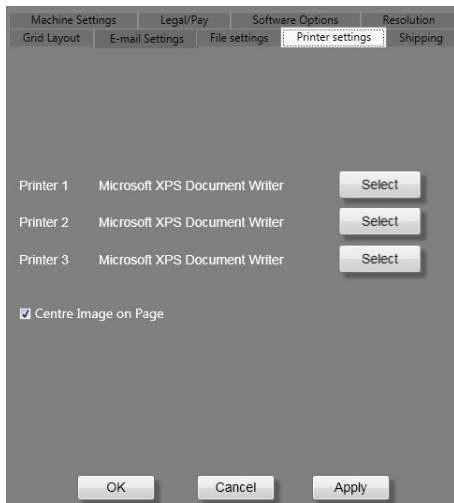
If the carriage assembly platen on the UScan/UScan+ scanner is pulled fully forward, so the carriage assembly is open, the left or right movements run up to 50x speed.

A.8 Zero charge options with some of the payment systems/terminals.



If a payment system is selected where no charge can be made if necessary to the end user of the UScan Series Software, then this selection will then appear in the Legal/Pay section of the System Settings.

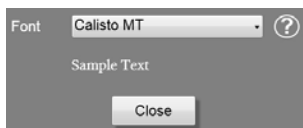
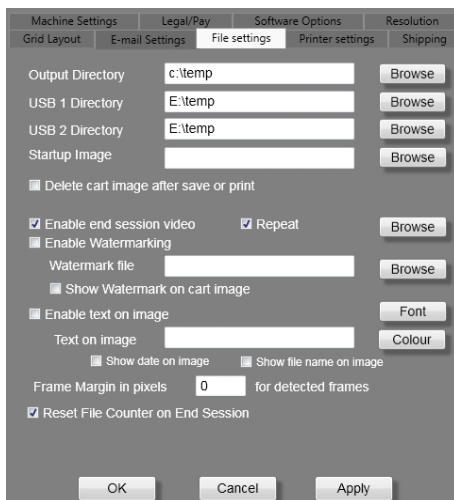
A.9 The ability to centre prints on the selected size of output.



Achieved by ticking the **Centre Image on Page** selection, within Printer Settings of the System Settings.

A.10 The ability to delete Smart Edit frames by pressing the DELETE key.

A.11 Ability to set a Font for the **Text on Image** selection.



By clicking on the Font button, a selection can be made, with the style of font displayed on screen. This selection can be made in the File Settings, System Settings menu selection.

B CHANGES AND CORRECTIONS TO THE PROGRAM OPERATION

B.1 None

C PLANNED FEATURES NOT YET IMPLEMENTED

C.1 None

D KNOWN DEFICIENCIES AND ERRORS

D.1 None

E COMPATIBILITY WITH HARDWARE AND FIRMWARE

E.1 This software is compatible with all UScan units

E.2 UScan PC Specification

Wicks and Wilson pursues a policy of continuous product improvement and reserves the right to change these specifications without notice.

	Minimum	Recommended
Processor	Intel Core2 Duo 2.4 GHz	Intel Core i5
Memory	2GBytes	4Gbytes
Monitor	1080x768 Full Colour	23" Touch screen 1920x1080 Full Colour
DVD drive	Yes. Required for installation of the UScan software	
Interface	USB 2.0 Hi-speed 480 MHz	
Operating System	Windows 7 Professional (32 bit or 64 bit) Windows XP Professional (32 bit or 64 bit) Windows 8 (32 bit or 64 bit) Intel processor Windows 10	

F COMPATIBILITY WITH DOCUMENTATION

F.1 This release is supported by Issue 3.0.0 of the UScan/UScan+ User Guide, part number 8200020. Included on the software DVD as "UScan_UScan+ User Guide.pdf".